

Complex Care Framework Dashboard

Mar-16

v0.12

Mar-16

Last updated:

19-May

Hospital admissions for previous month

Mar-16

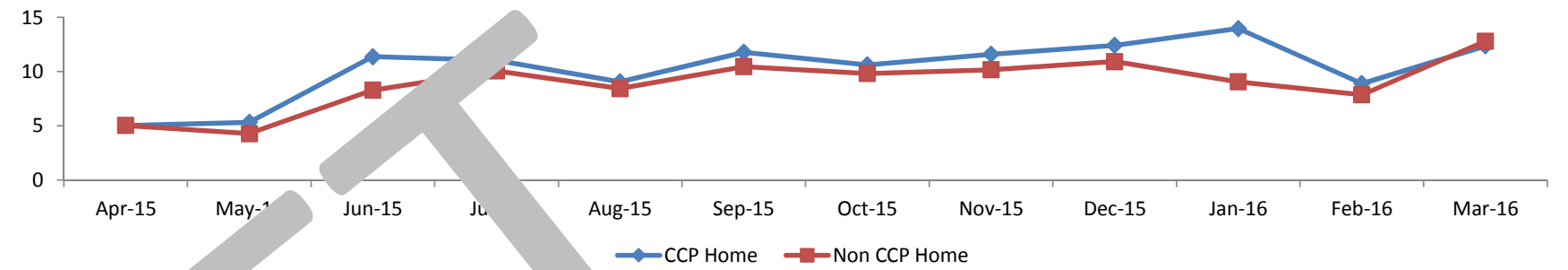
341

Top 5 Care Homes by Hospital admissions

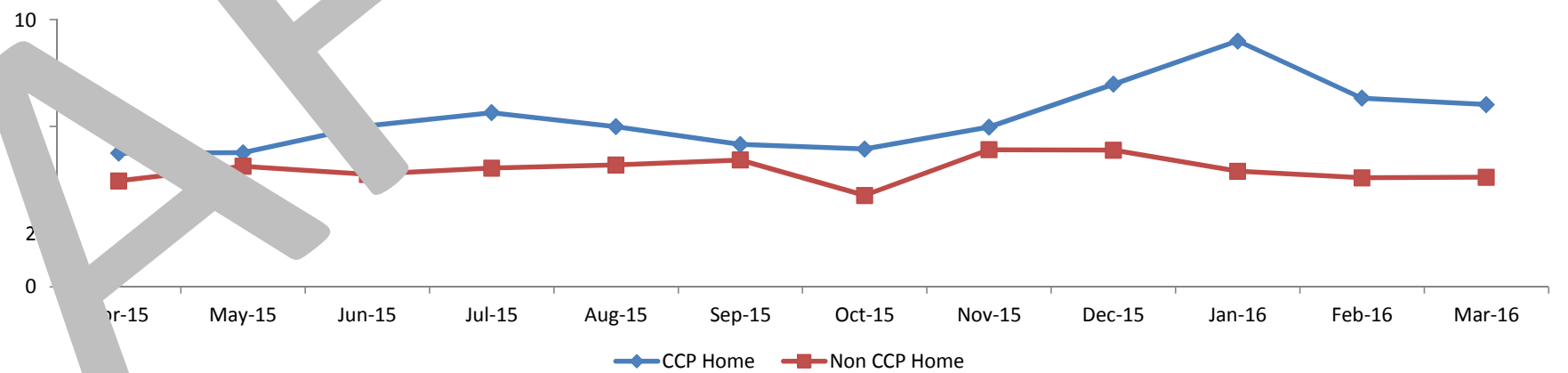
Mar-16

| Row Labels | Number of Beds | Number of Admissions | Per 100 |
|---------------------------------------|----------------|----------------------|---------|
| Jubilee Court | 91 | 14 | 8.79121 |
| Pinelodge Care Home | 144 | 13 | 5.55556 |
| Martins House | 63 | 12 | 12.6984 |
| Greenacres | 60 | 9 | 13.3333 |
| Hatfield Residential and Nursing Home | 118 | 9 | 6.77966 |
| Garden City Court | 75 | 8 | 10.6667 |
| Grand Total | 551 | 65 | |

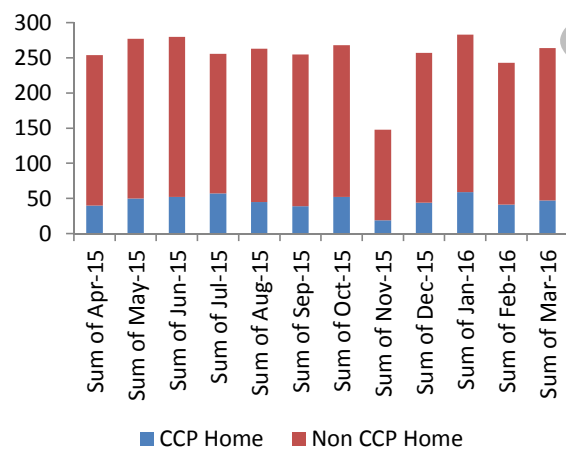
Hospital admissions (per 100 beds)



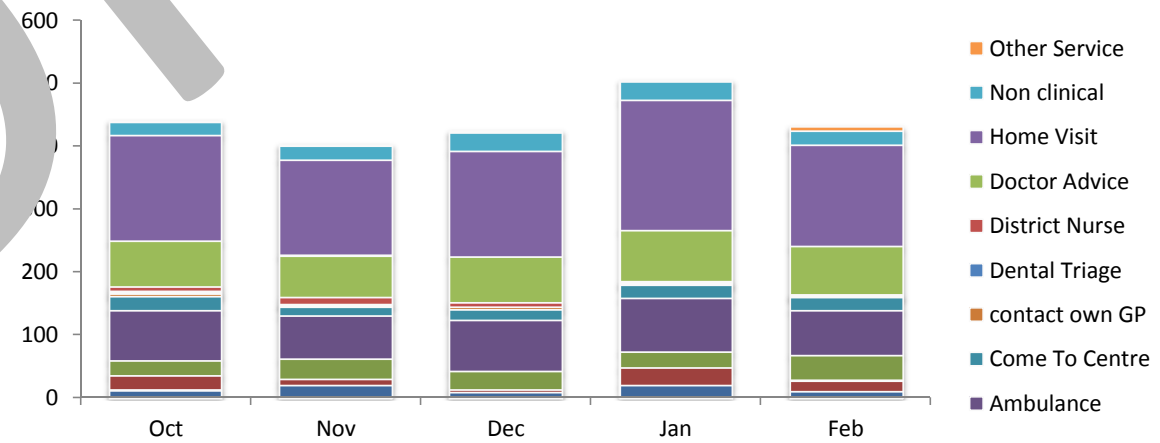
Attendance (per 100 beds)



Ambulance activity by callouts



111 calls from Care Homes



Use of Wrap Around Services

